

PART 1. COMPANY INFORMATION

The name on the account must be the full legal company name. Clearly print your company information. If you are using this application to establish a sub-account of an existing master account, check the box on the second line of the application and provide the sub-account name and master account number. You must provide the last 4 digits of your company's Federal ID #, which will serve as your PIN. Your PIN will be used for identification purposes when you access your account via the phone system or website.



Please record your PIN here and retain it for future reference
Please provide the requested information for each vehicle listed on the Vehicle Information Forms.

PART 2. VEHICLE INFORMATION

COMMERCIAL VEHICLES (PART 2a)

Enter license plate number, state/province of registration, number of axles and vehicle reference number. Circle the type of Tag that you are requesting, either interior windshield, exterior roofmount or exterior license plate.

TOTAL NUMBER OF AXLES (BOX A)

Total the "Number of Axles" for Commercial Vehicles listed. Enter the total in Box A.

TOTAL NUMBER OF INTERIOR WINDSHIELD TAGS (BOX B)

Total the number of vehicles that have "Windshield" circled. Enter the total in Box B.

TOTAL NUMBER OF EXTERIOR ROOFMOUNT TAGS (BOX C)

Total the number of vehicles that have "Roofmount" circled. Enter the total in Box C.

TOTAL NUMBER OF EXTERIOR LICENSE PLATE TAGS (BOX D)

Total the number of vehicles that have "License Plate" circled. Enter the total in Box D.

Note: Do not order an interior Tag for vehicles that have flat, perfectly vertical windshields or for vehicles which have any metal hanging over the windshield (i.e., visor, storage rack, boom or crane). If your vehicle fits this description, you must order an exterior Tag.

• **COMMERCIAL VEHICLES BUT NOT REQUESTING TAGS (PART 2b)**

Complete Part 2b if you are listing commercial vehicles, but are not requesting Tags for them at this time. Clearly print license plate number, state/province of registration, vehicle reference number and number of axles.

• **PASSENGER VEHICLES (PART 2c)**

Clearly print license plate number, state/province of registration and vehicle reference number. Circle the Tag type for each vehicle for which you are requesting a Tag. If you are not requesting a Tag for a vehicle, circle "None".

Note: Please refer to the Special Vehicle Listing. If any of the listed vehicles appear on this list, you must request exterior Tags for such vehicles.

TOTAL NUMBER OF INTERIOR WINDSHIELD TAGS (BOX E)

Total the number of vehicles that have "Windshield" circled. Enter the total in Box E.

TOTAL NUMBER OF EXTERIOR LICENSE PLATE TAGS (BOX F)

Total the number of vehicles that have "License Plate" circled. Enter the total in Box F.

PART 3. PRE-PAYMENT CALCULATION

• **PREPAID TOLLS**

Box 1 Total number of commercial axles. Take the number in Box A of the Commercial Vehicle Information form (part 2a) on page 3 and enter in Box 1.

Box 2 Multiply Box 1 by \$50. Enter the amount in Box 2.

Box 3 Total the number of passenger vehicles for which you are requesting a Tag. Take the numbers in Box E and Box F of the Passenger Vehicle Information form on page 5 (part 2c), add them together and enter the total in Box 3.

Box 4 Multiply Box 3 by \$25. Enter amount in Box 4.

Box 5 If the total amount of prepaid tolls will not cover the first month of anticipated tolls, please enter an additional amount in Box 5.

Box 6 Total Initial Payment. Add Boxes 2, 4 and 5. Enter the amount in Box 6.

• **TAG FEES**

This section will estimate the monthly Tag fee that will be charged to your account. Please note that the fee is charged per Tag and will change if the number of Tags on your account changes.

Box 7 Number of interior Tags. Take the numbers in Boxes B and E, and enter the total in Box 7.

Box 8 Multiply the number in Box 7 by \$.50 and enter the amount in Box 8.

Box 9 Number of exterior Tags. Take the numbers in Boxes C,D and F, add together and enter the total in Box 9.

Box 10 Multiply the number in Box 9 by \$.50 and enter the amount in Box 10.

Box 11 Monthly Tag Fees. Add Boxes 8 and 10. Enter the amount in Box 11. Box 11 is the estimated monthly Tag fee cost that will be charged to your account, based on the number of Tags required.

PART 4. PAYMENT METHODS

• **CREDIT CARD REPLENISHMENT: The Easiest Way to Pay**

There are many advantages to starting and replenishing your *E-ZPass* account with a credit card:

- It's easy. There's no need to worry about a separate *E-ZPass* payment.
- It's automatic. As long as your credit card account is in good standing, your *E-ZPass* balance will never run out.
- Your account is automatically charged whenever your account balance falls below 25% of your prepaid tolls amount.

To replenish by credit card, place a checkmark in the box to the left of "Option 1" and complete Part 4. Provide *E-ZPass* with your current credit card number, credit card type, expiration date and signature. Your credit card must always be valid and have a current expiration date.

• **CHECK OR CASH PAYMENT**

To replenish by check or cash, place a checkmark in the box to the left of "Option 2."

Cash payments must be made in person at one of the *E-ZPass* New York Service Centers listed on page 6. Checks must be made payable to "*E-ZPass*" for the amount shown in Box 6 of Part 3 and mail with this application.

PART 5. CUSTOMER AGREEMENT

This section must be signed by a duly authorized representative of the company.

If you need further assistance in completing this application, please call 1-800-333-TOLL (8655) or visit the *E-ZPass* New York website at www.e-zpassNY.com

Please take advantage of our automated phone system by calling 1-800-333-TOLL (8655) to:

- Receive account information
- Obtain more information about opening an account
- Request an additional application
- Obtain Service Center locations and hours of operation
- Update your credit card expiration date

Please have your account or Tag number and PIN ready when you call.

PART 2a. COMMERCIAL VEHICLE INFORMATION

List all commercial vehicles that will be used under this account, that you are requesting a Tag for at this time. Attach photocopies of this sheet if more space is needed. The vehicle type selected from the Vehicle Reference Chart should be the most common configuration of that vehicle. **If your license plate number information changes, please contact the Customer Service Center in order to avoid incurring violation charges.**

	License Plate Number (Please Print Clearly)	State/ Province of Registration	Vehicle Reference # (From Vehicle Reference Chart)	Number of Axles	You Must Circle One Type Of Tag For Each Vehicle		
					Interior Tags	Exterior Tags	
Vehicle 1					Windshield	Roofmount	License Plate
Vehicle 2					Windshield	Roofmount	License Plate
Vehicle 3					Windshield	Roofmount	License Plate
Vehicle 4					Windshield	Roofmount	License Plate
Vehicle 5					Windshield	Roofmount	License Plate
Vehicle 6					Windshield	Roofmount	License Plate
Vehicle 7					Windshield	Roofmount	License Plate
Vehicle 8					Windshield	Roofmount	License Plate
Vehicle 9					Windshield	Roofmount	License Plate
Vehicle 10					Windshield	Roofmount	License Plate
Vehicle 11					Windshield	Roofmount	License Plate
Vehicle 12					Windshield	Roofmount	License Plate
Vehicle 13					Windshield	Roofmount	License Plate
Vehicle 14					Windshield	Roofmount	License Plate
Vehicle 15					Windshield	Roofmount	License Plate
Vehicle 16					Windshield	Roofmount	License Plate
Vehicle 17					Windshield	Roofmount	License Plate
Vehicle 18					Windshield	Roofmount	License Plate
Vehicle 19					Windshield	Roofmount	License Plate
Vehicle 20					Windshield	Roofmount	License Plate
Vehicle 21					Windshield	Roofmount	License Plate
Vehicle 22					Windshield	Roofmount	License Plate
Vehicle 23					Windshield	Roofmount	License Plate
Vehicle 24					Windshield	Roofmount	License Plate
Vehicle 25					Windshield	Roofmount	License Plate
				BOX A	BOX B	BOX C	BOX D
				Total # of axles	Total # of Tags circled	Total # of Tags circled	Total # of Tags circled
Totals:							

PART 2b. COMMERCIAL VEHICLE INFORMATION (NOT REQUESTING TAGS AT THIS TIME)

List commercial vehicles that may be used under this account even though you are not requesting a Tag(s) for them at this time. Attach photocopies of this sheet if more space is needed. The vehicle type selected from the Vehicle Reference Chart should be the most common configuration of that vehicle. **If your license plate number information changes, please contact the Customer Service Center in order to avoid incurring violation charges.**

	License Plate Number (Please Print Clearly)	State/Province of Registration	Vehicle Reference # (From Vehicle Reference Chart)	Number of Axles
Vehicle 1				
Vehicle 2				
Vehicle 3				
Vehicle 4				
Vehicle 5				
Vehicle 6				
Vehicle 7				
Vehicle 8				
Vehicle 9				
Vehicle 10				
Vehicle 11				
Vehicle 12				
Vehicle 13				
Vehicle 14				
Vehicle 15				
Vehicle 16				
Vehicle 17				
Vehicle 18				
Vehicle 19				
Vehicle 20				
Vehicle 21				
Vehicle 22				
Vehicle 23				
Vehicle 24				
Vehicle 25				

PART 2c. PASSENGER VEHICLE INFORMATION

List all passenger vehicles that may be used under this account even if you are not requesting a Tag for the vehicle at this time. Attach photocopies of this sheet if more space is needed. The vehicle type selected from the Vehicle Reference Chart should be the most common configuration of that vehicle. All passenger vehicles will be issued interior Tags, unless the vehicle appears on the Special Vehicle Listing requiring exterior Tags. **If your license plate number information changes, please contact the Customer Service Center in order to avoid incurring violation charges.**

	License Plate Number (Please Print Clearly)	State/ Province of Registration	Vehicle Reference # (From Vehicle Reference Chart)	You Must Circle One Type Of Tag For Each Vehicle <i>If you are not requesting a Tag for a vehicle at this time, please circle "None".</i>		
				Interior	Exterior	None
Vehicle 1				Windshield	License Plate	None
Vehicle 2				Windshield	License Plate	None
Vehicle 3				Windshield	License Plate	None
Vehicle 4				Windshield	License Plate	None
Vehicle 5				Windshield	License Plate	None
Vehicle 6				Windshield	License Plate	None
Vehicle 7				Windshield	License Plate	None
Vehicle 8				Windshield	License Plate	None
Vehicle 9				Windshield	License Plate	None
Vehicle 10				Windshield	License Plate	None
Vehicle 11				Windshield	License Plate	None
Vehicle 12				Windshield	License Plate	None
Vehicle 13				Windshield	License Plate	None
Vehicle 14				Windshield	License Plate	None
Vehicle 15				Windshield	License Plate	None
Vehicle 16				Windshield	License Plate	None
Vehicle 17				Windshield	License Plate	None
Vehicle 18				Windshield	License Plate	None
Vehicle 19				Windshield	License Plate	None
Vehicle 20				Windshield	License Plate	None
Vehicle 21				Windshield	License Plate	None
Vehicle 22				Windshield	License Plate	None
Vehicle 23				Windshield	License Plate	None
Vehicle 24				Windshield	License Plate	None
Vehicle 25				Windshield	License Plate	None
				BOX E (Total # of Tags circled)	BOX F (Total # of Tags circled)	
Totals:						

Special Vehicle Listing: Exterior Tags Required as of 10/06

The vehicles listed below are equipped with windshields that have metal in the glass which prevents the *E-ZPass* Tag from being read properly. Customers with these windshields must obtain exterior Tags. There may be other vehicles that have specialized windshields as an option that may prevent an *E-ZPass* Tag from being read properly. If you are unsure about whether your vehicle has one of these windshields, contact the dealer where you purchased your car.

Make	Model	Year
Audi	A6	2005-2006
Chevrolet	Lumina APV Venture	1991-1996 2002-2005
Oldsmobile	Silhouette	2002-2004
Pontiac	Montana Transport	2002-2005 1995-1996

New York Customer Service Center Locations

1-800-333-TOLL (8655) www.e-zpassNY.com TDD/TTY 1-800-772-7935

Albany
Four Executive Park Drive
Albany, NY 12203-3717

Grand Island
2293 Grand Island Boulevard
Grand Island, NY 14072

Queens
19-02 Whitestone Expressway
College Point, NY 11357

Nanuet
Rockland Plaza
Route 59 and Middletown Road
Nanuet, NY 10954

Staten Island
1150 South Avenue
Staten Island, NY 10305

Syracuse
Lakeshore Drive-In Plaza
911 Old Liverpool Road
Liverpool, NY 13088

Yonkers
730 McLean Avenue
Yonkers, NY 10704

E-ZPass Business Account Terms and Conditions

These terms and conditions, together with your *E-ZPass* application (“Application”), constitute your *E-ZPass* Agreement (“Agreement”). *E-ZPass* is an electronic toll collection system that allows you to pre-pay charges incurred at *E-ZPass* facilities. New York *E-ZPass* is operated under the auspices of the MTA Bridges and Tunnels, the New York State Thruway Authority, and the Port Authority of New York and New Jersey. Your *E-ZPass* account (“Account”) will be operable on all *E-ZPass* facilities, regardless of location. Your Account will be assigned to one of the above-mentioned New York entities and your Agreement is with that particular entity. Identification of the New York entity to which your account has been assigned and with which you have your Agreement appears on your *E-ZPass* Tag(s) (“Tag”). Please read these terms and conditions and keep them for your records. When you open your *E-ZPass* Account and the *E-ZPass* Tag(s) is used, you agree as follows:

1 GENERAL

- Failure to comply with this Agreement may result in termination of your Account.
- You may not assign the obligations or benefits of this Agreement.
- Failure to pay Account charges may result in penalties as provided by law.
- You must approach and pass through *E-ZPass* lanes at the posted speed limit. Failure to obey the posted speed limit may result in suspension or revocation of your Tag.
- You must comply with all applicable traffic laws, regulations, signs, signals, and directions of toll collectors and law enforcement officers.

2 TAG USE

- You may use the Tag on the vehicle(s) specifically listed on your Application.
- In accordance with Section 5 herein, you must surrender a Tag immediately upon request.
- When you use the Tag at any *E-ZPass* facility, you authorize *E-ZPass* to debit your Account for charges incurred.
- If you use the Tag on facilities other than New York *E-ZPass* facilities, you are subject to the laws and regulations governing such use.
- You must maintain a sufficient balance in your Account, and may not permit Tag use unless a sufficient balance is maintained.

3 YOUR ACCOUNT

- You must maintain a prepaid amount in your Account to cover applicable charges to your Account. Applicable charges, if any, will be deducted from your Account each time the Tag is used. *E-ZPass* will also deduct from your Account applicable administrative fees incurred pursuant to this Agreement.
- Your account will be assessed a monthly Tag fee in the amount of \$0.50 per Tag.
- No interest will be paid on balances in your Account.
- You will receive a periodic statement unless there are no transactions and no financial activity in your Account during the applicable period covered by such statement.
- You will be charged a fee for any request to retrieve a statement previously provided.
- Administrative fees may be billed directly to your Account. In addition to any other remedies you may have at law, you may contest the imposition of charges or administrative fees to the *E-ZPass* Customer Service Center. Such challenge must be in writing and must be made within 180 days from the date of the transaction.

4 ACCOUNT PRE-PAYMENT

- You must pay a minimum prepaid amount sufficient to pay Account charges for a one-month period.
- Your Account will be replenished by your prepaid amount when your Account balance decreases to or below the replenishment point specific to your payment method. You may choose to replenish your Account in one of the following ways:
 - Authorizing *E-ZPass* to automatically charge your credit card for all charges to your Account.
 - Checks (or Money Orders) made payable to *E-ZPass*. A returned check fee of \$25 will be charged for each check returned to *E-ZPass* unpaid by your bank.
 - Cash payments made only in U.S. dollars, or in Canadian dollars at the exchange rate *E-ZPass* may determine. DO NOT SEND CASH BY MAIL.

c) An Account analysis is performed on all new Accounts 35 days from the first Tag use and periodically thereafter. If your monthly use is consistently above or below your prepaid amount, *E-ZPass* will adjust your prepaid amount to approximate a month's level of use.

d) If you have chosen to replenish your Account with a credit card, you may enroll in the *E-ZPass* Plus program. This Program allows you to use your Tag at authorized *E-ZPass* Plus facilities. If your Tag is used to incur *E-ZPass* Plus charges, then *E-ZPass* may charge your credit card that amount. Such credit card charges may be different from your replenishment amount and charged to your credit card at any time. By participating in *E-ZPass* Plus you consent to the release of your name and address to *E-ZPass* Plus facility operators for collection purposes. If you choose to participate in *E-ZPass* Plus, you must notify the *E-ZPass* Customer Service Center.

e) Depending on usage or other charges to your Account, there may be more than one replenishment transaction in one statement period.

5 VIOLATIONS

- If you use the Tag when your Account is in a negative balance, suspended or revoked, or after the Tag has been reported lost or stolen, you may incur an administrative fee of up to \$50 per occurrence; be charged the full undiscounted charge; and/or be asked to surrender the Tag to *E-ZPass* via certified mail or to plaza personnel.

b) If you use the Tag in a vehicle other than one of the class for which the Tag is designated, you may incur administrative fees of up to \$50 per occurrence; and/or be asked to surrender the Tag to *E-ZPass* via certified mail or to plaza personnel. Such continued misuse may result in revocation of your Account.

c) If you attempt to use the Tag without properly attaching it to your vehicle, you may incur an administrative fee of up to \$50 per occurrence.

6 LOST/STOLEN OR NON-OPERATIONAL TAGS

You will not be liable for unauthorized Tag use that occurs after you notify *E-ZPass*, orally or in writing, of loss, theft or possible unauthorization use. However, for the replacement of a lost, stolen, defaced or damaged Tag, you will be charged \$23.00 for interior Tags and \$33.00 for exterior Tags. If the Tag is non-operational for reasons other than abuse or improper use, and the Tag is returned to the *E-ZPass* Customer Service Center, *E-ZPass* will replace the Tag at no charge.

7 DISCLAIMER

You acknowledge that *E-ZPass* and all entities providing *E-ZPass* services have not made, and expressly disclaim any representation or warranty, express or implied, relating to the Tag including, without limitation, any implied or express warranty of merchantability, fitness for a particular purpose or conformity to models or samples. You agree that *E-ZPass* and all entities providing *E-ZPass* services will have no obligation or liability whatsoever to you with respect to your use of or the performance of the Tag. You agree to indemnify and hold harmless *E-ZPass* and all entities providing *E-ZPass* services from and against all damage, loss, cost, expense or liability relating to, arising from, or as a result of, the use or performance of the Tag.

8 TERMINATION

You may terminate this Agreement at any time by returning all Tags and notifying *E-ZPass* in writing. Tags should be returned to an *E-ZPass* Customer Service Center in person or by certified mail. Tags remain the property of the agencies providing *E-ZPass* services. Upon termination and return of the Tag(s), your Account balance, if any, will be refunded to you. All outstanding charges will be deducted prior to such refund.

9 COLLECTION OF EXPENSES

You agree to pay all costs, including attorneys' fees, incurred by *E-ZPass* and all entities providing *E-ZPass* services to collect any monies due under the terms of this Agreement.

10 MODIFICATIONS

E-ZPass may change the terms of this Agreement at any time by advance written notice. Such modified terms shall take effect on the date specified therein. The invalidity of any term or terms of this Agreement shall not effect any other term of this Agreement, which shall remain in full force and affect.

11 GOVERNING LAW

This Agreement shall be governed by and construed in accordance with the laws of the State of New York. You agree to inform *E-ZPass* of any changes to the information provided by you in your Application, such as:

- Address,
- Vehicle information,
- Credit card account status (i.e., closed account, maximum credit use),
- Expiration date of credit card account, or
- Payment method.

12 NON-DISCLOSURE

E-ZPass respects the privacy of all Account holders. Account information will not be disclosed to third parties without your consent except as permissible by law and the policies of *E-ZPass* and the entities providing *E-ZPass* services.

13 INQUIRIES AND CORRESPONDENCE

Please send all correspondence, payments, Tag returns, or violation inquiries to:
***E-ZPass* Customer Service Center**

Applications and Returned Tags:

PO Box 149001
Staten Island, NY 10314-9001

Violations:

PO Box 15186
Albany, NY 12212-5186

Account Replenishment

Payments:
PO Box 15185
Albany, NY 12212-5185

Correspondence:


PO Box 15187
Albany, NY 12212-5187

14 SCHEDULE OF TAG SALES/ADMINISTRATIVE FEES

Cost of Tag if damaged, lost or stolen	
Interior	\$23.00
Exterior	\$33.00
Returned check fee	\$25.00
Duplicate copy of statement	\$ 2.00
Tag misuse/violation administrative fees	Up to \$50.00
Tag retention fee	Up to \$25.00
Monthly Tag fee	\$.50 per Tag
Account revocation fee	\$25.00

E-ZPass and the entities providing *E-ZPass* services reserve the right to assess additional fees.

Don't Wait Another Minute!



Sign up for *E-ZPass* Now!

Business Application Enclosed

Toll Facilities Accepting E-ZPass



The entire
New York State Thruway
including:
New Rochelle Barrier
Yonkers Barrier
Tappan Zee Bridge
Spring Valley Barrier
Harriman Barrier
Grand Island Bridges



**THE PORT AUTHORITY
OF NY & NJ**

Bayonne Bridge
George Washington Bridge
Goethals Bridge
Holland Tunnel
Lincoln Tunnel
Outerbridge Crossing



Rip Van Winkle Bridge
Kingston-Rhinecliff Bridge
Mid-Hudson Bridge
Newburgh-Beacon Bridge
Bear Mountain Bridge



**Bridges and
Tunnels**

Bronx-Whitestone Bridge
Brooklyn-Battery Tunnel
Cross Bay Veterans Memorial Bridge
Henry Hudson Bridge
(no trucks permitted)
Marine Parkway-Gil Hodges Memorial Bridge
Queens Midtown Tunnel
Throgs Neck Bridge
Triborough Bridge
Verrazano-Narrows Bridge



CROSSING PATHS BUILDING FUTURES
THE PEACE BRIDGE

Buffalo and Fort Erie Public Bridge Authority
(Peace Bridge)

And wherever you see the  sign displayed

1-800-333-TOLL (8655)








www.e-zpassNY.com






TDD/TTY 1-800-772-7935



VEHICLE REFERENCE CHART

Use this chart to determine the appropriate vehicle reference number required for each vehicle.
 Insert the vehicle reference number on pages 3 and 5 for each vehicle you are requesting a Tag for.

TYPE AND DESCRIPTION OF VEHICLE	Vehicle Ref. #	TYPE AND DESCRIPTION OF VEHICLE	Vehicle Ref. #
AUTOMOBILE/SPORT UTILITY VEHICLE  <i>This type also includes taxis, ambulances, hearses and limo's seating less than 10 passengers.</i>		BUSES <i>(Seating 16 + passengers)</i> 	
2 axles, 4 tires (up to 7,000 lbs.) 3 axles, 6 tires (up to 7,000 lbs.)	72 76	2 axles, 4 tires (up to 7,000 lbs.) 2 axles, 4 tires (over 7,000 lbs.) 2 axles, 6 tires (up to 7,000 lbs.) 2 axles, 6 tires (over 7,000 lbs.) 3 axles, 6 tires (up to 7,000 lbs.) 3 axles, 6 tires (over 7,000 lbs.) 3 axles, 8 or 10 tires (up to 7,000 lbs.) 3 axles, 8 or 10 tires (over 7,000 lbs.) 4 axles, 8 tires (up to 7,000 lbs.) 4 axles, 8 tires (over 7,000 lbs.) 4 axles, 10 or more tires (up to 7,000 lbs.) 4 axles, 10 or more tires (over 7,000 lbs.)	392 394 393 395 396 398 397 399 400 402 401 403
MOTORCYCLE 		RECREATIONAL VEHICLE (RV) OR MOTOR HOME 	
PICK-UP TRUCK <i>(For other trucks see reverse side)</i> 		2 axles, 4 tires (up to 7,000 lbs.) 2 axles, 4 tires (over 7,000 lbs.) 2 axles, 6 tires (up to 7,000 lbs.) 2 axles, 6 tires (over 7,000 lbs.) 3 axles, 6 tires (up to 7,000 lbs.) 3 axles, 6 tires (over 7,000 lbs.) 3 axles, 8 or 10 tires (up to 7,000 lbs.) 3 axles, 8 or 10 tires (over 7,000 lbs.) 3 axles, 8 or 10 tires (up to 7,000 lbs.) 3 axles, 8 or 10 tires (over 7,000 lbs.) 4 axles, 8 tires (up to 7,000 lbs.) 4 axles, 8 tires (over 7,000 lbs.) 4 axles, 10 or more tires (up to 7,000 lbs.) 4 axles, 10 or more tires (over 7,000 lbs.)	202 201 203 204 206 205 207 456 458 457 459 460 462 461 463 464 466 465 467
PASSENGER/CARGO VAN <i>(Seating 1-9 passengers)</i> 		<p>Note:</p> <ul style="list-style-type: none"> The weight limit of 7,000 lbs. noted throughout this CHART reflects the gross vehicle weight (GVW) on the vehicle registration. Other trucks and tractor trailer combinations are listed on the reverse side. Should your vehicle not conform to one of the descriptions listed, contact the E-ZPass Customer Service Center at 1-800-333-TOLL (8655). 	
2 axles, 4 tires (over 7,000 lbs.) 2 axles, 6 tires (up to 7,000 lbs.) 2 axles, 6 tires (over 7,000 lbs.) 3 axles, 6 tires (up to 7,000 lbs.) 3 axles, 6 tires (over 7,000 lbs.) 3 axles, 8 or 10 tires (up to 7,000 lbs.) 3 axles, 8 or 10 tires (over 7,000 lbs.)	266 265 267 268 270 269 271		
MINIBUS/TEAM VAN/STRETCH LIMOS <i>(Seating 10-15 passengers)</i> 			
2 axles, 4 tires (up to 7,000 lbs.) 2 axles, 4 tires (over 7,000 lbs.) 2 axles, 6 tires (up to 7,000 lbs.) 2 axles, 6 tires (over 7,000 lbs.) 3 axles, 6 tires (up to 7,000 lbs.) 3 axles, 6 tires (over 7,000 lbs.) 3 axles, 8 or 10 tires (up to 7,000 lbs.) 3 axles, 8 or 10 tires (over 7,000 lbs.)	328 330 329 331 332 334 333 335		

TYPE AND DESCRIPTION OF VEHICLE	Vehicle Ref. #	TYPE AND DESCRIPTION OF VEHICLE	Vehicle Ref. #
<p>TRUCKS</p>  <p>2 axles, 4 tires (up to 7,000 lbs.) 2 axles, 4 tires (over 7,000 lbs.) 2 axles, 6 tires (up to 7,000 lbs.) 2 axles, 6 tires (over 7,000 lbs.) 3 axles, 6 tires (up to 7,000 lbs.) 3 axles, 6 tires (over 7,000 lbs.) 3 axles, 8 or 10 tires (up to 7,000 lbs.) 3 axles, 8 or 10 tires (over 7,000 lbs.) 4 axles, 8 tires (up to 7,000 lbs.) 4 axles, 8 tires (over 7,000 lbs.) 4 axles, 10 or more tires (up to 7,000 lbs.) 4 axles, 10 or more tires (over 7,000 lbs.) 5 axles, 10 tires (up to 7,000 lbs.) 5 axles, 10 tires (over 7,000 lbs.) 5 axles, 12 or more tires (up to 7,000 lbs.) 5 axles, 12 or more tires (over 7,000 lbs.) 6 axles, 12 tires (up to 7,000 lbs.) 6 axles, 12 tires (over 7,000 lbs.) 6 axles, 14 or more tires (up to 7,000 lbs.) 6 axles, 14 or more tires (over 7,000 lbs.) 7 axles, 14 tires (up to 7,000 lbs.) 7 axles, 14 tires (over 7,000 lbs.) 7 axles, 16 or more tires (up to 7,000 lbs.) 7 axles, 16 or more tires (over 7,000 lbs.)</p>	<p>520 522 521 523 524 526 525 527 528 530 529 531 532 534 533 535 536 538 537 539 540 542 541 543</p>	<p>TRACTOR TRAILER COMBINATION*</p>  <p>3 axles (trailer less than or equal to 48') 4 axles (trailer less than or equal to 48') 5 axles (trailer less than or equal to 48') 6 axles (trailer less than or equal to 48') 7 axles (trailer less than or equal to 48') 3 axles (trailer over 48') 4 axles (trailer over 48') 5 axles (trailer over 48') 6 axles (trailer over 48') 7 axles (trailer over 48')</p>	<p>719 723 727 731 735 783 787 791 795 799</p>
<p>AUTO TRANSPORTER*</p>  <p>3 axles (under 65') 4 axles (under 65') 5 axles (under 65') 6 axles (under 65') 7 axles (under 65') 4 axles (over 65') 5 axles (over 65') 6 axles (over 65') 7 axles (over 65')</p>	<p>591 595 599 603 607 607 659 663 667 671</p>	<p>TRACTOR/MOBILE HOME COMBINATION*</p>  <p>3 axles 4 axles 5 axles 6 axles 7 axles 8 axles 9 axles 10 axles</p> <p>TANDEM TRAILER COMBINATION* (Tractor with 2 Trailers)</p>  <p>5 axles, 2 trailers ea. ($\leq 28 \frac{1}{2}'$) 6 axles, 2 trailers ea. ($\leq 28 \frac{1}{2}'$) 7 axles, 2 trailers ea. ($\leq 28 \frac{1}{2}'$) 8 axles, 2 trailers ea. ($\leq 28 \frac{1}{2}'$) 9 axles, 2 trailers ea. ($\leq 28 \frac{1}{2}'$) 10 axles, 2 trailers ea. ($\leq 28 \frac{1}{2}'$) 5 axles, 1 trailer ea. ($\leq 28 \frac{1}{2}'$) 6 axles, 1 trailer ea. ($\leq 28 \frac{1}{2}'$) 7 axles, 1 trailer ea. ($\leq 28 \frac{1}{2}'$) 8 axles, 1 trailer ea. ($\leq 28 \frac{1}{2}'$) 9 axles, 1 trailer ea. ($\leq 28 \frac{1}{2}'$) 10 axles, 1 trailer ea. ($\leq 28 \frac{1}{2}'$) 5 axles, 2 trailers ea. ($> 28 \frac{1}{2}'$) 6 axles, 2 trailers ea. ($> 28 \frac{1}{2}'$) 7 axles, 2 trailers ea. ($> 28 \frac{1}{2}'$) 8 axles, 2 trailers ea. ($> 28 \frac{1}{2}'$) 9 axles, 2 trailers ea. ($> 28 \frac{1}{2}'$) 10 axles, 2 trailers ea. ($> 28 \frac{1}{2}'$)</p>	<p>1103 1107 1111 1115 1119 1123 1127 1131 855 859 863 867 871 875 983 987 991 995 999 1003 919 923 927 931 935 939</p>

*All vehicles in this type are classified as having dual rear wheels and a Gross Vehicle Weight (GVW) greater than 7,000 lbs.